

# Aantal records van overlijden na COVID-19 vaccinatie opvragen via VAERS DATA

Ga naar <https://vaers.hhs.gov/data.html>

Ga naar Search CDC wonder:

## Options for Accessing VAERS Data

VAERS data is available in two ways:



Search data with an easy-to-use, menu-driven tool. Produce tables of vaccine adverse events.

☒ I have read and understand the disclaimer.

Search CDC Wonder



Download raw data for import into a database, spreadsheet, or text file.

Scroll op de nieuwe pagina naar beneden en accepteer de disclaimer:

...safety information for a vaccine and should be interpreted in the context of other scientific information. The initial report data to VAERS. Updated data which contains data from medical records for numerous reasons including data consistency, these amended data are not available.

By clicking the "I Agree" button I signify that I have read and understand the disclaimer

I Agree

...n about this dataset.

Ga dan naar het tabblad "Request Form"

**CDC WONDER**    FAQs    Help    Contact Us    WONDER

### About The Vaccine

**Request Form**   Results   Map   Chart   Report   About

[Dataset Documentation](#)   [Other Data Access](#)   [Data Use Restrictions](#)   [How to Use WONDER](#)

**Note:** Any use of these data implies consent to abide by the terms of the data use restrictions.

**The Vaccine**

Vul dit in bovenin:

make all desired

## 1. Organize table layout:

**Group Results By** Symptoms ▾

**And By** Vaccine ▾

**And By** VAERS ID ▾

**And By** None ▾

**And By** None ▾

**Notes:**

- Data contains V.
- Must group by V
- When grouping

**Optional Measures** (Check box to include in results.)

- ☒ Adverse Event Description
- ☐ Lab Data
- ☐ Current Illness
- ☒ Adverse Events After Prior Vaccinations
- ☐ Medications At Time Of Vaccination
- ☐ History/Allergies

**Title**

Bij 3: Selecteer "COVID19"

## 3. Select vaccine characteristics:

**NOTE:** Flu vaccine brands are no longer separately listed by year. If you want to search for a specific year of a vaccination, please are interested in searching.

**Browse** or **search** to find items in the Vaccine Products Finder Tool, then **highlight** the items to use for this request.  
(The *Currently selected* box displays all current request items.)

[Finder Tool Help](#) [Advanced Finder Options](#)

Browse Search Details

**Vaccine Products**

\*All\* (All Vaccine Products)

+ ADEN\_4\_7 (ADENOVIRUS TYPE 4 & 7 VACCINE, LIVE ORAL)

+ ADEN (ADENOVIRUS VACCINE LIVE ORAL TYPE 7)

+ ANTH (ANTHRAX VACCINE)

+ BCG (BACILLUS CALMETTE-GUERIN VACCINE)

+ CEE (CENTRAL EUROPEAN ENCEPHALITIS)

+ CHOL (CHOLERA VACCINE)

+ HBHEPB (COMVAX)

+ COVID19 (COVID19 VACCINE)

+ DF (DENGUE TETRAVALENT VACCINE (DENGVAIXA))

**Currently selected:**

COVID19 (COVID19 VACCINE)

Open Close Close All

**Browse** the list by opening and closing items.  
**Use** Ctrl+Click to multiple select, Shift+Click for a range.

Bij 4: Selecteer "all locations"

## 4. Select location, age, gender:

**State / Territory**

All Locations

The United States/Territories/Unknown

Alabama

Alaska

Arizona

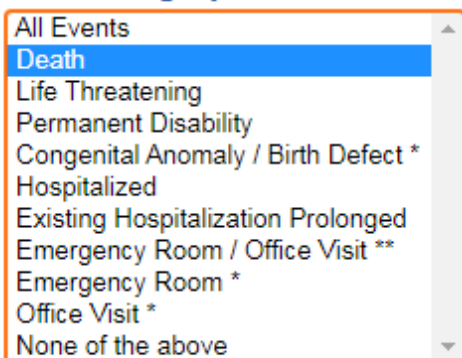
Arkansas

California

## Bij 5: Selecteer "Death"

### 5. Select other event characteristics:

#### Event Category



\* VAERS 2.0 Report Form Only

\*\* VAERS-1 Report Form Only

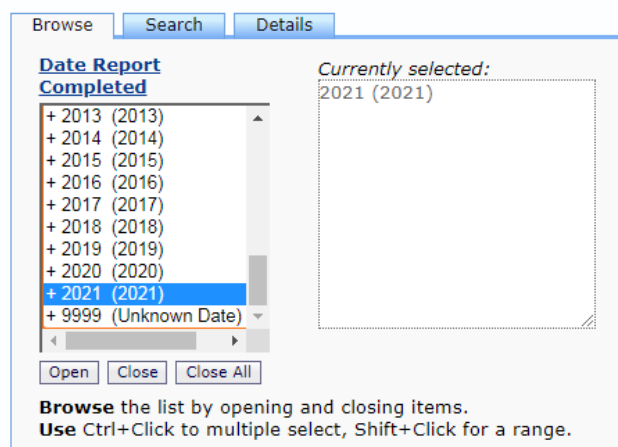
## Bij 7: Selecteer "2021"

### 7. Select report completed dates:

**Browse** or **search** to find items in the Date Report Completed Finder  
(The *Currently selected* box displays all current request items.)

[Finder Tool Help](#)

[Advanced Finder Options](#)



## Bij 8: Selecteer "2021"

### 8. Select report received dates:

**Browse** or **search** to find items in the Date Report Received Finder  
(The *Currently selected* box displays all current request items.)

[Finder Tool Help](#)

[Advanced Finder Options](#)



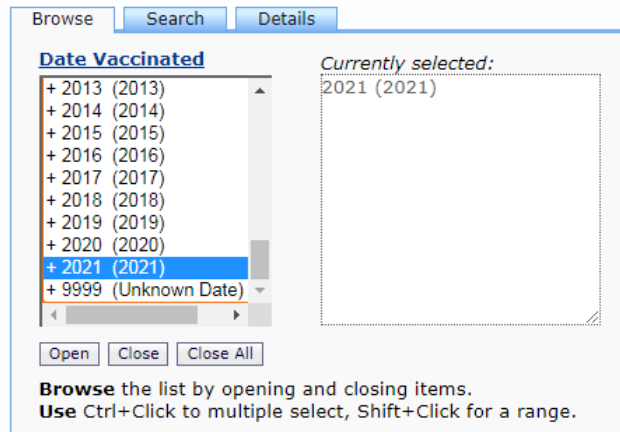
## Bij 9: Selecteer "2021"

### 9. Select vaccination dates:

**Browse** or **search** to find items in the Date Vaccinated Finder Tool, t  
(The *Currently selected* box displays all current request items.)

[Finder Tool Help](#)

[Advanced Finder Options](#)



Browse Search Details

**Date Vaccinated**

- + 2013 (2013)
- + 2014 (2014)
- + 2015 (2015)
- + 2016 (2016)
- + 2017 (2017)
- + 2018 (2018)
- + 2019 (2019)
- + 2020 (2020)
- + 2021 (2021)
- + 9999 (Unknown Date)

Currently selected:  
2021 (2021)

Open Close Close All

**Browse** the list by opening and closing items.  
**Use** Ctrl+Click to multiple select, Shift+Click for a range.

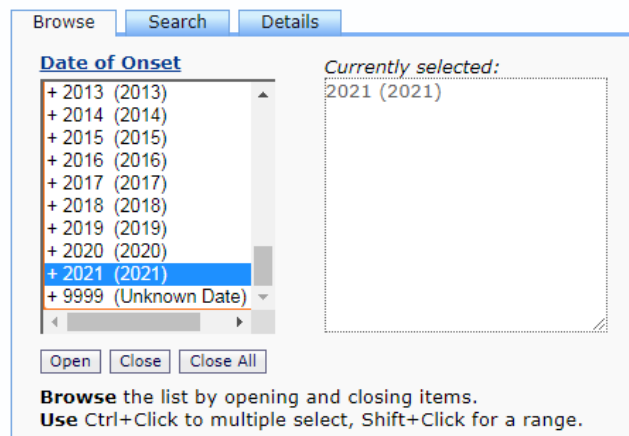
## Bij 10: Selecteer "2021"

### 10. Select adverse event onset dates:

**Browse** or **search** to find items in the Date of Onset Finder Tool, the  
(The *Currently selected* box displays all current request items.)

[Finder Tool Help](#)

[Advanced Finder Options](#)



Browse Search Details

**Date of Onset**

- + 2013 (2013)
- + 2014 (2014)
- + 2015 (2015)
- + 2016 (2016)
- + 2017 (2017)
- + 2018 (2018)
- + 2019 (2019)
- + 2020 (2020)
- + 2021 (2021)
- + 9999 (Unknown Date)

Currently selected:  
2021 (2021)

Open Close Close All

**Browse** the list by opening and closing items.  
**Use** Ctrl+Click to multiple select, Shift+Click for a range.

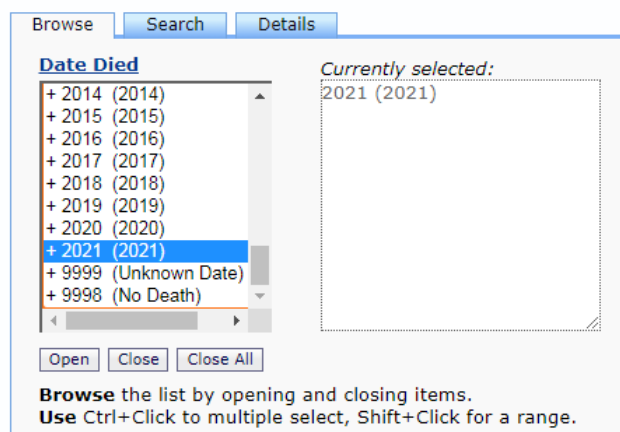
## Bij 11: Selecteer "2021"

### 11. Select death dates:

**Browse** or **search** to find items in the Date Died Finder Tool, then hi  
(The *Currently selected* box displays all current request items.)

[Finder Tool Help](#)

[Advanced Finder Options](#)



Browse Search Details

**Date Died**

- + 2014 (2014)
- + 2015 (2015)
- + 2016 (2016)
- + 2017 (2017)
- + 2018 (2018)
- + 2019 (2019)
- + 2020 (2020)
- + 2021 (2021)
- + 9999 (Unknown Date)
- + 9998 (No Death)

Currently selected:  
2021 (2021)

Open Close Close All

**Browse** the list by opening and closing items.  
**Use** Ctrl+Click to multiple select, Shift+Click for a range.

Bij 12: Selecteer deze twee:

## 12. Other options:

**Export Results** ☒ (Check box to download results to a file)  
**Show Totals** ☒  
**Show Zero Values** ☐  
**Precision** 2  decimal places  
**Data Access Timeout** 10  minutes

Druk op SEND, en dan krijg je deze mededeling (screenshot van 6-8-2021 13:30)

Request Form | Results | Map | Chart | Report | About

[Dataset Documentation](#) | [Other Data Access](#) | [Data Use Restrictions](#) | [How to Use WONDER](#) Save Reset

**Messages:**

► This request produces 57,297 rows, but 10,000 is the maximum allowed. Simplify this request, or send a series of smaller ones. For example, group results by race but limit each query to a single race. Send a request for each race group and then merge the results. Please contact [user support](#) for further assistance.

Make all desired selections and then click any **Send** button one time to send your request.

**1. Organize table layout:** Send Help

**Group Results By** Symptoms  **Notes:**

Hier staat:

**This request produces 57,297 rows, but 10,000 is the maximum allowed. Simplify this request, or send a series of smaller ones. For example, group results by race but limit each query to a single race. Send a request for each race group and then merge the results. Please contact [user support](#) for further assistance.**

Dus meer dan 57 duizend records van overlijden na vaccinatie in de VS in totaal.

Laten we nu even filteren op binnen drie dagen na vaccinatie:

## 5. Select other event characteris

### Event Category

- All Events
- Death
- Life Threatening
- Permanent Disability
- Congenital Anomaly / Birth Defect \*
- Hospitalized
- Existing Hospitalization Prolonged
- Emergency Room / Office Visit \*\*
- Emergency Room \*
- Office Visit \*
- None of the above

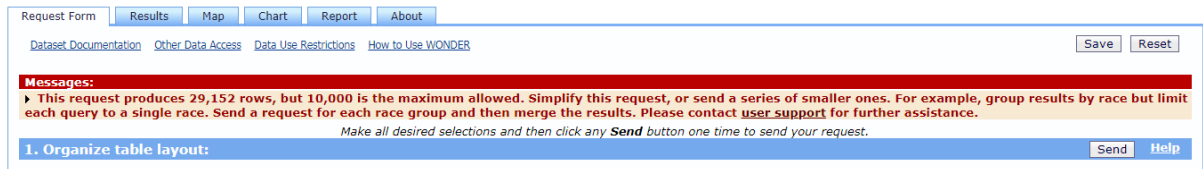
\* VAERS 2.0 Report Form Only

\*\* VAERS-1 Report Form Only

### Onset Interval

- All Days
- 0 days
- 1 day
- 2 days
- 3 days
- 4 days
- 5 days
- 6 days
- 7 days
- 8 days
- 9 days
- 10-14 days
- 15-30 days
- 31-60 days
- 61-120 days
- Over 120 days
- Unknown

Dan krijg je dit:



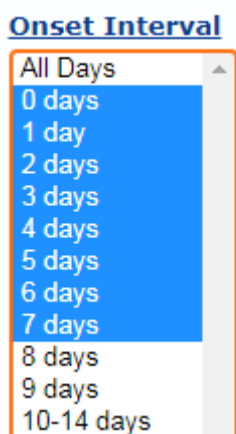
The screenshot shows the top navigation bar of the WONDER interface with tabs: Request Form, Results, Map, Chart, Report, and About. Below the navigation bar are links: Dataset Documentation, Other Data Access, Data Use Restrictions, and How to Use WONDER. On the right are Save and Reset buttons. A red message box contains the text: "This request produces 29,152 rows, but 10,000 is the maximum allowed. Simplify this request, or send a series of smaller ones. For example, group results by race but limit each query to a single race. Send a request for each race group and then merge the results. Please contact [user support](#) for further assistance." Below the message box is a blue bar with the text "1. Organize table layout:" and Send and Help buttons.

Hier staat:

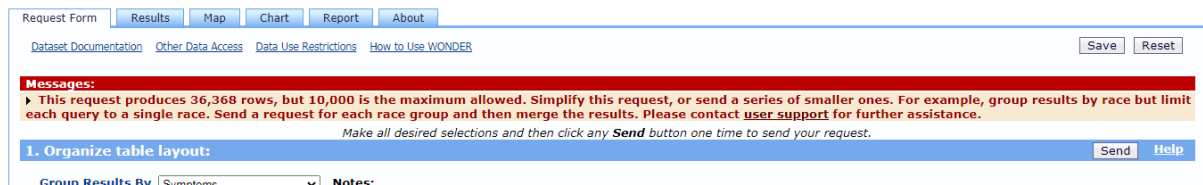
**This request produces 29,152 rows, but 10,000 is the maximum allowed. Simplify this request, or send a series of smaller ones. For example, group results by race but limit each query to a single race. Send a request for each race group and then merge the results. Please contact [user support](#) for further assistance.**

Dus meer dan 29 duizend meldingen van overlijden binnen 3 dagen na vaccinatie in de VS.

Nu 7 dagen:



The screenshot shows a dropdown menu titled "Onset Interval". The menu is open, showing a list of options: All Days, 0 days, 1 day, 2 days, 3 days, 4 days, 5 days, 6 days, 7 days, 8 days, 9 days, and 10-14 days. The "7 days" option is highlighted in blue.



The screenshot shows the top navigation bar of the WONDER interface with tabs: Request Form, Results, Map, Chart, Report, and About. Below the navigation bar are links: Dataset Documentation, Other Data Access, Data Use Restrictions, and How to Use WONDER. On the right are Save and Reset buttons. A red message box contains the text: "This request produces 36,368 rows, but 10,000 is the maximum allowed. Simplify this request, or send a series of smaller ones. For example, group results by race but limit each query to a single race. Send a request for each race group and then merge the results. Please contact [user support](#) for further assistance." Below the message box is a blue bar with the text "1. Organize table layout:" and Send and Help buttons. At the bottom, there is a "Group Results By" dropdown menu set to "Sumtime" and a "Notes:" label.

Hier staat:

**This request produces 36,368 rows, but 10,000 is the maximum allowed. Simplify this request, or send a series of smaller ones. For example, group results by race but limit each query to a single race. Send a request for each race group and then merge the results. Please contact [user support](#) for further assistance.**

Dus meer dan 36 duizend meldingen van overlijden binnen 7 dagen na vaccinatie in de VS.